

**2016****AUSTRALIAN SUPERBIKE CHAMPIONSHIP**

PRESENTED BY

**Morgan Park Raceway - Qld**
**Round 5**  
**August 5 - 7**
**CLUB CHALLENGE FORMULA 3 & 4****Race 3**
 Date: 07/08/16  
 Event: R16  
 Weather: Mostly cloudy - 18.0C  
 Track: Dry - Temp: 23.9C

 Started at: 16:40:02  
 Laps: 8  
 Starters: 19  
 Printed at: 16:56
**PROVISIONAL CLASSIFICATION**

Pos	No	Name	Machine	Laps	Race Time	Behind	Fastest Lap	On Lap	Top Speed
1	4	Anthony CARROLL (QLD) / tyga-performance.com	Honda VFR 400	8	11:49.017		1:26.661	7	165
2	8	Simon DICKSON (QLD) / teamtiger.com.au	Honda CBR 250	8	11:53.161	4.144	1:27.508	5	151
3	35	Leigh HOLMES (QLD)	Kawasaki ZXR 400	8	11:59.694	10.677	1:28.290	6	167
4	651	Matt EDWARDS (QLD) / Industry Flooring	Aprilia RS 250	8	12:05.808	16.791	1:29.290	2	166
5	96	Ashley ROBINSON (QLD)	Honda CBR 450	8	12:21.989	32.972	1:31.101	7	159
6	79	Kieran McGEOWN (QLD) / teamtiger.com.au	Honda CBR 250	8	12:22.491	33.474	1:31.284	8	154
7	64	Michael CULLEN (QLD)	Honda CBR 250	8	12:28.305	39.288	1:31.967	8	150
8	3	Phil CASEY (QLD) / Tropic Removal & Freight	Suzuki SV 650	8	12:42.403	53.386	1:32.294	8	164
9	519	John CARPENTER (QLD)	Honda RVF 400	8	12:45.628	56.611	1:34.151	6	160
10	73	Gary DICKSON (QLD) / teamtiger.com.au	Honda CBR 250	8	12:46.280	57.263	1:34.436	2	148
11	69	Michael FAHEY (QLD)	Honda NC30	8	13:02.218	1:13.201	1:36.027	2	154
12	667	Liam VAN BOOMA (QLD)	Honda CBR 250	8	13:11.531	1:22.514	1:35.932	8	153
13	888	Michael FROST (QLD) / Frost Diesel Injection	Honda VFR 400	8	13:11.961	1:22.944	1:35.567	8	153
14	76	Damien COPPOLA (QLD) / All in One Earthmoving	Honda CBR 250	8	13:13.444	1:24.427	1:36.447	8	141
15	12	Mark TORRANCE (QLD) / Mark Torrance Electrical / BCS Group	Honda CBR 250	8	13:16.565	1:27.548	1:37.239	6	150
16	185	Frank TESKE (QLD)	Honda CBR 250	8	13:25.839	1:36.822	1:38.290	6	140
17	71	Ken HAWLEY (QLD)	Honda CBR 250	7	11:53.310	1 Lap	1:39.238	6	143
DNF	65	David McNULTY (QLD) / McNulty Gasfix	Kawasaki EX 300	7	11:48.492	1 Lap	1:38.803	7	143
DNF	16	Dave WILSON (QLD)	Honda VFR 400	6	10:38.258	2 Laps	1:40.327	2	151

Fastest Lap was 1:26.661 by Anthony CARROLL (QLD)

Current race lap record for CLUB class - 1:22.646 by Joseph SALTER (QLD) on a Suzuki SV 600 set on 01/08/14

The results are provisional until the end of the time limit for protests and appeals.

Chief Time Keeper - Scott Laing


Clerk of Course - Tom Williams

Computime Race Timing Systems Pty Ltd © 1996

Licensed to Computime Race Timing Systems

[www.computime.com.au](http://www.computime.com.au)**COMPUTIME RACE TIMING SYSTEMS PTY LTD**

9 Timber Lane, Glen Waverley, Vic 3150. Ph : 0418 17 13 17

E-mail : [scott@computime.com.au](mailto:scott@computime.com.au)

2016



# AUSTRALIAN SUPERBIKE CHAMPIONSHIP

PRESENTED BY

## Morgan Park Raceway - Qld



### Round 5 August 5 - 7



### CLUB CHALLENGE FORMULA 3 & 4

### Race 3

Date: 07/08/16  
Event: R16  
Weather: Mostly cloudy - 18.0C  
Track: Dry - Temp: 23.9C

Started at: 16:40:02  
Laps: 8  
Starters: 19  
Printed at: 16:56

### PROVISIONAL LAP TIMES

No	Name	Lap 1	Lap 2	Lap 3	Lap 4	Lap 5	Lap 6	Lap 7	Lap 8
3	Phil CASEY (QLD)	1:44.946	1:35.290	1:34.210	1:34.828	1:32.875	1:33.344	1:34.616	<b>1:32.294</b>
4	Anthony CARROLL (QLD)	1:34.948	1:29.208	1:27.909	1:28.113	1:27.877	1:27.265	<b>1:26.661</b>	1:27.036
8	Simon DICKSON (QLD)	1:35.581	1:29.158	1:28.639	1:27.895	<b>1:27.508</b>	1:28.104	1:27.995	1:28.281
12	Mark TORRANCE (QLD)	1:46.113	1:41.012	1:38.124	1:38.025	1:37.742	<b>1:37.239</b>	1:38.833	1:39.477
16	Dave WILSON (QLD)	1:47.712	<b>1:40.327</b>	1:41.319	1:40.770	1:51.358	1:56.772		
35	Leigh HOLMES (QLD)	1:34.851	1:30.684	1:28.996	1:28.496	1:29.497	<b>1:28.290</b>	1:28.886	1:29.994
64	Michael CULLEN (QLD)	1:40.518	1:32.808	1:33.128	1:32.733	1:32.192	1:32.949	1:32.010	<b>1:31.967</b>
65	David McNULTY (QLD)	1:49.325	1:39.632	1:41.326	1:40.775	1:39.626	1:39.005	<b>1:38.803</b>	
69	Michael FAHEY (QLD)	1:44.337	<b>1:36.027</b>	1:36.073	1:36.611	1:36.917	1:37.261	1:37.735	1:37.257
71	Ken HAWLEY (QLD)	1:51.390	1:40.738	1:40.582	1:40.884	1:40.379	<b>1:39.238</b>	1:40.099	
73	Gary DICKSON (QLD)	1:41.210	<b>1:34.436</b>	1:35.884	1:35.266	1:35.116	1:34.754	1:34.565	1:35.049
76	Damien COPPOLA (QLD)	1:48.984	1:39.227	1:38.395	1:37.522	1:37.721	1:37.087	1:38.061	<b>1:36.447</b>
79	Kieran McGEOWN (QLD)	1:37.634	1:32.015	1:32.276	1:32.410	1:33.137	1:31.800	1:31.935	<b>1:31.284</b>
96	Ashley ROBINSON (QLD)	1:37.693	1:31.954	1:31.826	1:32.264	1:33.631	1:31.804	<b>1:31.101</b>	1:31.716
185	Frank TESKE (QLD)	1:50.289	1:38.885	1:40.822	1:39.143	1:38.682	<b>1:38.290</b>	1:39.964	1:39.764
519	John CARPENTER (QLD)	1:41.353	1:34.497	1:35.197	1:34.847	1:35.253	<b>1:34.151</b>	1:34.662	1:35.668
651	Matt EDWARDS (QLD)	1:37.452	<b>1:29.290</b>	1:29.729	1:29.519	1:29.733	1:29.934	1:29.423	1:30.728
667	Liam VAN BOOMA (QLD)	1:49.102	1:38.210	1:38.103	1:38.059	1:37.623	1:37.182	1:37.320	<b>1:35.932</b>
888	Michael FROST (QLD)	1:48.175	1:38.606	1:38.209	1:37.914	1:37.824	1:37.220	1:38.446	<b>1:35.567</b>

The results are provisional until the end of the time limit for protests and appeals.


Chief Time Keeper - Scott Laing

Clerk of Course - Tom Williams



Computime Race Timing Systems Pty Ltd © 1996  
Licensed to Computime Race Timing Systems  
[www.computime.com.au](http://www.computime.com.au)

**COMPUTIME RACE TIMING SYSTEMS PTY LTD**  
9 Timber Lane, Glen Waverley, Vic 3150. Ph : 0418 17 13 17  
E-mail : [scott@computime.com.au](mailto:scott@computime.com.au)



2016



**AUSTRALIAN SUPERBIKE CHAMPIONSHIP**

PRESENTED BY

**Morgan Park Raceway - Qld**



**Round 5**  
**August 5 - 7**



**CLUB CHALLENGE FORMULA 3 & 4**

**Race 3**

Date: 07/08/16  
Event: R16  
Weather: Mostly cloudy - 18.0C  
Track: Dry - Temp: 23.9C

Started at: 16:40:02  
Laps: 8  
Starters: 19  
Printed at: 16:56

**PROVISIONAL SPLIT TIMES**

Lap	Split 1	Split 2	Split 3	Lap Time	Spd	Lap	Split 1	Split 2	Split 3	Lap Time	Spd
<b>3 Phil CASEY (QLD) (8th)</b>						2	35.099	34.689	31.224	1:41.012	146
1	42.805	32.261	29.880	1:44.946	85	3	34.621	33.129	30.374	1:38.124	148
2	33.440	32.265	29.585	1:35.290	160	4	34.657	33.150	<b>30.218</b>	1:38.025	150
3	32.984	32.346	28.880	1:34.210	161	5	<b>34.130</b>	32.730	30.882	1:37.742	149
4	33.582	32.403	28.843	1:34.828	150	6	34.179	<b>32.709</b>	30.351	<b>1:37.239</b>	149
5	33.103	31.599	<b>28.173</b>	1:32.875	160	7	35.797	32.806	30.230	1:38.833	149
6	33.025	31.874	28.445	1:33.344	163	8	35.225	33.813	30.439	1:39.477	149
7	33.245	32.268	29.103	1:34.616	162						
8	<b>32.772</b>	<b>31.204</b>	28.318	<b>1:32.294</b>	164						
<b>4 Anthony CARROLL (QLD) (1st)</b>						<b>16 Dave WILSON (QLD) (DNF)</b>					
1	37.036	30.176	27.736	1:34.948	64	1	42.921	33.821	<b>30.970</b>	1:47.712	97
2	31.665	30.457	27.086	1:29.208	165	2	35.363	<b>33.186</b>	31.778	<b>1:40.327</b>	151
3	30.758	30.248	26.903	1:27.909	162	3	35.915	34.236	31.168	1:41.319	149
4	31.019	29.895	27.199	1:28.113	162	4	35.472	34.072	31.226	1:40.770	146
5	30.779	29.999	27.099	1:27.877	159	5	<b>35.088</b>	42.536	33.734	1:51.358	149
6	30.684	29.768	<b>26.813</b>	1:27.265	161	6	37.153	35.582	44.037	1:56.772 P	141
7	<b>30.113</b>	<b>29.498</b>	27.050	<b>1:26.661</b>	164	<b>35 Leigh HOLMES (QLD) (3rd)</b>					
8	30.313	29.863	26.860	1:27.036	161	1	36.784	30.095	27.972	1:34.851	79
<b>8 Simon DICKSON (QLD) (2nd)</b>						2	31.681	31.270	27.733	1:30.684	165
1	37.169	30.952	27.460	1:35.581	70	3	31.434	29.991	27.571	1:28.996	166
2	30.733	30.920	27.505	1:29.158	150	4	31.153	<b>29.948</b>	27.395	1:28.496	165
3	30.400	30.969	27.270	1:28.639	151	5	30.906	30.724	27.867	1:29.497	167
4	30.304	30.414	27.177	1:27.895	149	6	31.051	29.970	<b>27.269</b>	<b>1:28.290</b>	164
5	<b>30.117</b>	<b>30.254</b>	<b>27.137</b>	<b>1:27.508</b>	149	7	<b>30.862</b>	30.355	27.669	1:28.886	166
6	30.172	30.729	27.203	1:28.104	149	8	31.276	30.661	28.057	1:29.994	165
7	30.181	30.548	27.266	1:27.995	147	<b>64 Michael CULLEN (QLD) (7th)</b>					
8	30.223	30.411	27.647	1:28.281	149	1	39.425	32.063	29.030	1:40.518	87
<b>12 Mark TORRANCE (QLD) (15th)</b>						2	32.786	<b>31.399</b>	28.623	1:32.808	150
1	41.488	34.052	30.573	1:46.113	88	3	32.784	31.628	28.716	1:33.128	150
						4	32.204	31.616	28.913	1:32.733	149
						5	32.115	31.543	28.534	1:32.192	149


*Scott Laing*  
Chief Time Keeper - Scott Laing

*Tom Williams*  
Clerk of Course - Tom Williams



Computime Race Timing Systems Pty Ltd © 1996  
Licensed to Computime Race Timing Systems  
[www.computime.com.au](http://www.computime.com.au)

**COMPUTIME RACE TIMING SYSTEMS PTY LTD**  
9 Timber Lane, Glen Waverley, Vic 3150. Ph : 0418 17 13 17  
E-mail : [scott@computime.com.au](mailto:scott@computime.com.au)



2016



# AUSTRALIAN SUPERBIKE CHAMPIONSHIP

PRESENTED BY

## Morgan Park Raceway - Qld



### Round 5 August 5 - 7



## CLUB CHALLENGE FORMULA 3 & 4

### Race 3

Started at: 16:40:02

Laps: 8

Starters: 19

Printed at: 16:56

Date: 07/08/16  
Event: R16  
Weather: Mostly cloudy - 18.0C  
Track: Dry - Temp: 23.9C

### PROVISIONAL SPLIT TIMES

Lap	Split 1	Split 2	Split 3	Lap Time	Spd	Lap	Split 1	Split 2	Split 3	Lap Time	Spd
6	32.985	31.486	28.478	1:32.949	148	<b>73 Gary DICKSON (QLD) (10th)</b>					
7	<u>31.965</u>	31.536	28.509	1:32.010	148	1	39.985	<u>32.197</u>	<u>29.028</u>	1:41.210	89
8	32.073	31.467	<u>28.427</u>	<u>1:31.967</u>	149	2	<u>32.636</u>	32.377	29.423	<u>1:34.436</u>	147
<b>65 David McNULTY (QLD) (DNF)</b>						3	33.076	32.896	29.912	1:35.884	145
1	43.711	34.650	30.964	1:49.325	89	4	33.221	32.679	29.366	1:35.266	148
2	35.094	33.602	30.936	1:39.632	143	5	33.157	32.662	29.297	1:35.116	146
3	35.436	34.846	31.044	1:41.326	143	6	32.740	32.590	29.424	1:34.754	145
4	34.827	34.551	31.397	1:40.775	139	7	32.718	32.482	29.365	1:34.565	146
5	34.493	34.166	30.967	1:39.626	141	8	33.458	32.496	29.095	1:35.049	146
6	<u>34.349</u>	33.826	30.830	1:39.005	139	<b>76 Damien COPPOLA (QLD) (14th)</b>					
7	34.557	<u>33.584</u>	<u>30.662</u>	<u>1:38.803</u>	139	1	43.370	34.417	31.197	1:48.984	94
<b>69 Michael FAHEY (QLD) (11th)</b>						2	34.962	33.458	30.807	1:39.227	140
1	41.660	32.969	<u>29.708</u>	1:44.337	93	3	34.333	33.809	30.253	1:38.395	140
2	<u>33.541</u>	32.482	30.004	<u>1:36.027</u>	154	4	34.039	33.411	30.072	1:37.522	140
3	33.745	<u>32.442</u>	29.886	1:36.073	154	5	33.757	33.577	30.387	1:37.721	141
4	33.998	32.599	30.014	1:36.611	153	6	<u>33.658</u>	33.173	30.256	1:37.087	140
5	34.062	32.583	30.272	1:36.917	153	7	34.155	33.398	30.508	1:38.061	141
6	34.382	32.639	30.240	1:37.261	152	8	33.670	<u>32.865</u>	<u>29.912</u>	<u>1:36.447</u>	139
7	34.527	32.996	30.212	1:37.735	152	<b>79 Kieran McGEOWN (QLD) (6th)</b>					
8	34.253	32.692	30.312	1:37.257	152	1	37.567	31.421	28.646	1:37.634	84
<b>71 Ken HAWLEY (QLD) (17th)</b>						2	31.957	31.412	28.646	1:32.015	150
1	46.045	34.429	30.916	1:51.390	92	3	32.089	31.826	<u>28.361</u>	1:32.276	152
2	35.844	33.799	31.095	1:40.738	141	4	32.494	31.405	28.511	1:32.410	154
3	35.989	33.648	30.945	1:40.582	139	5	32.626	31.895	28.616	1:33.137	153
4	35.170	34.402	31.312	1:40.884	143	6	31.859	31.293	28.648	1:31.800	150
5	35.503	33.979	30.897	1:40.379	143	7	31.771	31.786	28.378	1:31.935	151
6	<u>34.985</u>	<u>33.308</u>	30.945	<u>1:39.238</u>	141	8	<u>31.584</u>	<u>31.150</u>	28.550	<u>1:31.284</u>	151
7	35.524	34.008	<u>30.567</u>	1:40.099	143	<b>96 Ashley ROBINSON (QLD) (5th)</b>					
						1	37.784	31.523	28.386	1:37.693	91

*Scott Laing*  
Chief Time Keeper - Scott Laing

*Tom Williams*  
Clerk of Course - Tom Williams



Computime Race Timing Systems Pty Ltd © 1996  
Licensed to Computime Race Timing Systems

[www.computime.com.au](http://www.computime.com.au)

COMPUTIME RACE TIMING SYSTEMS PTY LTD

9 Timber Lane, Glen Waverley, Vic 3150. Ph : 0418 17 13 17

E-mail : [scott@computime.com.au](mailto:scott@computime.com.au)



2016



# AUSTRALIAN SUPERBIKE CHAMPIONSHIP

PRESENTED BY

## Morgan Park Raceway - Qld



### Round 5 August 5 - 7



## CLUB CHALLENGE FORMULA 3 & 4

### Race 3

Date: 07/08/16  
Event: R16  
Weather: Mostly cloudy - 18.0C  
Track: Dry - Temp: 23.9C

Started at: 16:40:02  
Laps: 8  
Starters: 19  
Printed at: 16:56

### PROVISIONAL SPLIT TIMES

Lap	Split 1	Split 2	Split 3	Lap Time	Spd	Lap	Split 1	Split 2	Split 3	Lap Time	Spd
2	32.399	31.250	28.305	1:31.954	158	2	31.202	<b>30.067</b>	28.021	<b>1:29.290</b>	158
3	32.386	31.324	28.116	1:31.826	159	3	31.381	30.154	28.194	1:29.729	157
4	32.388	31.540	28.336	1:32.264	159	4	31.337	30.208	27.974	1:29.519	164
5	34.054	31.431	28.146	1:33.631	158	5	<b>31.180</b>	30.449	28.104	1:29.733	165
6	32.666	31.044	28.094	1:31.804	158	6	31.289	30.457	28.188	1:29.934	166
7	<b>32.075</b>	<b>31.035</b>	<b>27.991</b>	<b>1:31.101</b>	156	7	31.254	30.278	<b>27.891</b>	1:29.423	165
8	32.077	31.421	28.218	1:31.716	156	8	31.530	30.486	28.712	1:30.728	165

#### 185 Frank TESKE (QLD) (16th)

#### 667 Liam VAN BOOMA (QLD) (12th)

1	44.816	34.070	31.403	1:50.289	92
2	34.593	<b>33.518</b>	30.774	1:38.885	140
3	35.001	34.195	31.626	1:40.822	140
4	34.782	33.886	<b>30.475</b>	1:39.143	138
5	34.576	33.519	30.587	1:38.682	137
6	<b>34.221</b>	33.562	30.507	<b>1:38.290</b>	137
7	34.926	34.211	30.827	1:39.964	137
8	34.655	34.418	30.691	1:39.764	136

1	45.000	33.798	30.304	1:49.102	95
2	34.252	33.138	30.820	1:38.210	151
3	34.791	32.995	30.317	1:38.103	151
4	34.840	33.003	30.216	1:38.059	153
5	34.147	32.753	30.723	1:37.623	149
6	34.821	32.643	29.718	1:37.182	149
7	34.543	<b>32.493</b>	30.284	1:37.320	149
8	<b>33.700</b>	32.537	<b>29.695</b>	<b>1:35.932</b>	149

#### 519 John CARPENTER (QLD) (9th)

#### 888 Michael FROST (QLD) (13th)

1	40.763	31.955	<b>28.635</b>	1:41.353	94
2	32.911	32.327	29.259	1:34.497	160
3	33.561	32.181	29.455	1:35.197	159
4	33.320	<b>31.940</b>	29.587	1:34.847	158
5	33.540	32.422	29.291	1:35.253	155
6	<b>32.897</b>	32.050	29.204	<b>1:34.151</b>	157
7	33.241	32.227	29.194	1:34.662	157
8	34.151	32.282	29.235	1:35.668	157

1	43.194	34.072	30.909	1:48.175	99
2	34.683	32.638	31.285	1:38.606	153
3	34.287	33.116	30.806	1:38.209	149
4	34.570	32.883	30.461	1:37.914	151
5	34.145	32.659	31.020	1:37.824	150
6	33.933	32.627	30.660	1:37.220	150
7	34.583	32.476	31.387	1:38.446	151
8	<b>33.724</b>	<b>32.063</b>	<b>29.780</b>	<b>1:35.567</b>	151

#### 651 Matt EDWARDS (QLD) (4th)

1	38.240	30.848	28.364	1:37.452	85
---	--------	--------	--------	----------	----

The results are provisional until the end of the time limit for protests and appeals.

Chief Time Keeper - Scott Laing

Clerk of Course - Tom Williams

Computime Race Timing Systems Pty Ltd © 1996


Licensed to Computime Race Timing Systems

[www.computime.com.au](http://www.computime.com.au)

COMPUTIME RACE TIMING SYSTEMS PTY LTD

9 Timber Lane, Glen Waverley, Vic 3150. Ph : 0418 17 13 17

E-mail : [scott@computime.com.au](mailto:scott@computime.com.au)



**2016**  **YMF** **AUSTRALIAN SUPERBIKE CHAMPIONSHIP**



**Morgan Park Raceway - Qld**  

PRESENTED BY



**Round 5**  
**August 5 - 7**



**CLUB CHALLENGE FORMULA 3 & 4**

**Race 3**

Started at: **16:40:02**

Laps: **8**

Starters: **19**

Printed at: **16:56**

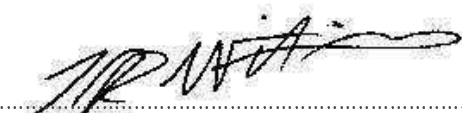
Date: **07/08/16**  
Event: **R16**  
Weather: **Mostly cloudy - 18.0C**  
Track: **Dry - Temp: 23.9C**

**PROVISIONAL FASTEST LAPS SEQUENCE**

Lap	Race Pos	No	Name	Machine	Fastest Lap	On Lap
1	1	35	Leigh HOLMES (QLD)	Kawasaki ZXR 400	1:34.851	1
2	1	4	Anthony CARROLL (QLD)	Honda VFR 400	1:29.208	2
2	2	8	Simon DICKSON (QLD)	Honda CBR 250	1:29.158	2
3	1	4	Anthony CARROLL (QLD)	Honda VFR 400	1:27.909	3
4	2	8	Simon DICKSON (QLD)	Honda CBR 250	1:27.895	4
5	1	4	Anthony CARROLL (QLD)	Honda VFR 400	1:27.877	5
5	2	8	Simon DICKSON (QLD)	Honda CBR 250	1:27.508	5
6	1	4	Anthony CARROLL (QLD)	Honda VFR 400	1:27.265	6
7	1	4	Anthony CARROLL (QLD)	Honda VFR 400	1:26.661	7

The results are provisional until the end of the time limit for protests and appeals.

  
.....  
Chief Time Keeper - Scott Laing

  
.....  
Clerk of Course - Tom Williams



Computime Race Timing Systems Pty Ltd © 1996

Licensed to Computime Race Timing Systems

[www.computime.com.au](http://www.computime.com.au)

**COMPUTIME RACE TIMING SYSTEMS PTY LTD**

9 Timber Lane, Glen Waverley, Vic 3150. Ph : 0418 17 13 17

E-mail : [scott@computime.com.au](mailto:scott@computime.com.au)



2016



# AUSTRALIAN SUPERBIKE CHAMPIONSHIP

PRESENTED BY

## Morgan Park Raceway - Qld



### Round 5 August 5 - 7



## CLUB CHALLENGE FORMULA 3 & 4

### Race 3

Started at: 16:40:02

Laps: 8

Starters: 19

Printed at: 16:56

Date: 07/08/16  
Event: R16  
Weather: Mostly cloudy - 18.0C  
Track: Dry - Temp: 23.9C

### PROVISIONAL LAP SHEET

No	Lap Time	Gap	No	Lap Time	Gap	No	Lap Time	Gap	No	Lap Time	Gap	No	Lap Time	Gap
<b>Lap 1</b>			16	1:40.327	23.883	3	1:34.828	29.096	96	1:31.804	23.852	8	1:28.281	4.144
35	1:34.851		76	1:39.227	24.055	69	1:36.611	32.870	79	1:31.800	23.952	71	1:40.099	1 lap
4	1:34.948	.097	65	1:39.632	24.801	888	1:37.914	42.726	64	1:32.949	29.008	35	1:29.994	10.677
8	1:35.581	.730	185	1:38.885	25.018	12	1:38.025	43.096	519	1:34.151	39.978	651	1:30.728	16.791
651	1:37.452	2.601	71	1:40.738	27.972	667	1:38.059	43.296	3	1:33.344	40.173	96	1:31.716	32.972
79	1:37.634	2.783	<b>Lap 3</b>			76	1:37.522	43.950	73	1:34.754	41.346	79	1:31.284	33.474
96	1:37.693	2.842	4	1:27.909		185	1:39.143	48.961	69	1:37.261	51.906	64	1:31.967	39.288
64	1:40.518	5.667	8	1:28.639	1.313	16	1:40.770	49.950	888	1:37.220	1:02.628	3	1:32.294	53.386
73	1:41.210	6.359	35	1:28.996	2.466	65	1:40.775	50.880	12	1:37.239	1:02.935	519	1:35.668	56.611
519	1:41.353	6.502	651	1:29.729	4.406	71	1:40.884	53.416	667	1:37.182	1:02.959	73	1:35.049	57.263
69	1:44.337	9.486	96	1:31.826	9.408	<b>Lap 5</b>			76	1:37.087	1:03.616	69	1:37.257	1:13.201
3	1:44.946	10.095	79	1:32.276	9.860	4	1:27.877		185	1:38.290	1:10.791	667	1:35.932	1:22.514
12	1:46.113	11.262	64	1:33.128	14.389	8	1:27.508	.726	65	1:39.005	1:14.369	888	1:35.567	1:22.944
16	1:47.712	12.861	519	1:35.197	18.982	35	1:29.497	4.469	71	1:39.238	1:17.891	76	1:36.447	1:24.427
888	1:48.175	13.324	73	1:35.884	19.465	651	1:29.733	7.668	<b>Lap 7</b>			12	1:39.477	1:27.548
76	1:48.984	14.133	3	1:34.210	22.381	96	1:33.631	19.313	4	1:26.661		185	1:39.764	1:36.822
667	1:49.102	14.251	69	1:36.073	24.372	79	1:33.137	19.417	8	1:27.995	2.899			
65	1:49.325	14.474	888	1:38.209	32.925	64	1:32.192	23.324	35	1:28.886	7.719			
185	1:50.289	15.438	12	1:38.124	33.184	519	1:35.253	33.092	651	1:29.423	13.099			
71	1:51.390	16.539	667	1:38.103	33.350	73	1:35.116	33.857	16	1:56.772	1 lap			
<b>Lap 2</b>			76	1:38.395	34.541	3	1:32.875	34.094	96	1:31.101	28.292			
4	1:29.208		16	1:41.319	37.293	69	1:36.917	41.910	79	1:31.935	29.226			
8	1:29.158	.583	185	1:40.822	37.931	888	1:37.824	52.673	64	1:32.010	34.357			
35	1:30.684	1.379	65	1:41.326	38.218	12	1:37.742	52.961	519	1:34.662	47.979			
651	1:29.290	2.586	71	1:40.582	40.645	667	1:37.623	53.042	3	1:34.616	48.128			
96	1:31.954	5.491	<b>Lap 4</b>			76	1:37.721	53.794	73	1:34.565	49.250			
79	1:32.015	5.493	4	1:28.113		185	1:38.682	59.766	69	1:37.735	1:02.980			
64	1:32.808	9.170	8	1:27.895	1.095	65	1:39.626	1:02.629	667	1:37.320	1:13.618			
73	1:34.436	11.490	35	1:28.496	2.849	71	1:40.379	1:05.918	888	1:38.446	1:14.413			
519	1:34.497	11.694	651	1:29.519	5.812	16	1:51.358	1:13.431	76	1:38.061	1:15.016			
3	1:35.290	16.080	96	1:32.264	13.559	<b>Lap 6</b>			12	1:38.833	1:15.107			
69	1:36.027	16.208	79	1:32.410	14.157	4	1:27.265		185	1:39.964	1:24.094			
888	1:38.606	22.625	64	1:32.733	19.009	8	1:28.104	1.565	65	1:38.803	1:26.511			
12	1:41.012	22.969	519	1:34.847	25.716	35	1:28.290	5.494	<b>Lap 8</b>					
667	1:38.210	23.156	73	1:35.266	26.618	651	1:29.934	10.337	4	1:27.036				

The results are provisional until the end of the time limit for protests and appeals.

*Scott Laing*  
Chief Time Keeper - Scott Laing

*Tom Williams*  
Clerk of Course - Tom Williams



Computime Race Timing Systems Pty Ltd © 1996  
Licensed to Computime Race Timing Systems  
[www.computime.com.au](http://www.computime.com.au)

**COMPUTIME RACE TIMING SYSTEMS PTY LTD**  
9 Timber Lane, Glen Waverley, Vic 3150. Ph : 0418 17 13 17  
E-mail : [scott@computime.com.au](mailto:scott@computime.com.au)



2016



# AUSTRALIAN SUPERBIKE CHAMPIONSHIP

PRESENTED BY

## Morgan Park Raceway - Qld



### Round 5 August 5 - 7



## CLUB CHALLENGE FORMULA 3 & 4

### Race 3

Started at: 16:40:02

Laps: 8

Starters: 19

Printed at: 16:56

Date: 07/08/16  
Event: R16  
Weather: Mostly cloudy - 18.0C  
Track: Dry - Temp: 23.9C

## PROVISIONAL LAP CHART

Grid	1	2	3	4	5	6	7	8
4	35	4	4	4	4	4	4	4
345	4	8	8	8	8	8	8	8
8	8	35	35	35	35	35	35	35
35	651	651	651	651	651	651	651	651
33	79	96	96	96	96	96	96	96
66	96	79	79	79	79	79	79	79
22	64	64	64	64	64	64	64	64
346	73	73	519	519	519	519	519	3
651	519	519	73	73	73	3	3	519
79	69	3	3	3	3	73	73	73
96	3	69	69	69	69	69	69	69
64	12	888	888	888	888	888	667	667
519	16	12	12	12	12	12	888	888
12	888	667	667	667	667	667	76	76
3	76	16	76	76	76	76	12	12
73	667	76	16	185	185	185	185	185
69	65	65	185	16	65	65	65	65
16	185	185	65	65	71	71	71	71
667	71	71	71	71	16	16		
888								
65								
204								
76								
185								
71								
273								
77								
249								

The results are provisional until the end of the time limit for protests and appeals.

Chief Time Keeper - Scott Laing

Clerk of Course - Tom Williams



Computime Race Timing Systems Pty Ltd © 1996  
Licensed to Computime Race Timing Systems  
[www.computime.com.au](http://www.computime.com.au)

**COMPUTIME RACE TIMING SYSTEMS PTY LTD**  
9 Timber Lane, Glen Waverley, Vic 3150. Ph : 0418 17 13 17  
E-mail : [scott@computime.com.au](mailto:scott@computime.com.au)







PRESENTED BY



**Round 5**  
**August 5 - 7**



**CLUB CHALLENGE FORMULA 3 & 4**  
**PROVISIONAL ROUND POINTS**

CLUB CHALLENGE FORMULA 3 & 4

Pos	Name	Race 1	Race 2	Race 3	Total
1	Anthony CARROLL (QLD)	25	25	25	75
2	Matt EDWARDS (QLD)	12	17	17	46
3	Ashley ROBINSON (QLD)	10	16	16	42
4	Kieran McGEOWN (QLD)	11	14	15	40
5	Simon DICKSON (QLD)	18	0	20	38
6	Leigh HOLMES (QLD)	20	0	18	38
7	Michael CULLEN (QLD)	9	15	14	38
8	Chris DUNSTER (QLD)	17	20	0	37
9	John CARPENTER (QLD)	8	13	12	33
10	Glenn CHANDLER (QLD)	15	18	0	33
11	Phil CASEY (QLD)	7	12	13	32
12	Gary DICKSON (QLD)	6	10	11	27
13	Michael FAHEY (QLD)	5	11	10	26
14	Liam VAN BOOMA (QLD)	3	8	9	20
15	Sam CONDON (NSW)	16	0	0	16
16	Michael FROST (QLD)	1	6	8	15
17	Mark TORRANCE (QLD)	0	9	6	15
18	Damien COPPOLA (QLD)	2	5	7	14
19	Reid BATTYE (NSW)	14	0	0	14
20	Jim CONDON (NSW)	13	0	0	13
21	Chris BAILEY (QLD)	4	7	0	11
22	Frank TESKE (QLD)	0	3	5	8
23	Ken HAWLEY (QLD)	0	1	4	5
24	Steve BAILEY (QLD)	0	4	0	4
25	David McNULTY (QLD)	0	2	0	2

*Scott Laing*

Chief Time Keeper - Scott Laing

*Tom Williams*

Clerk of Course - Tom Williams

